

SARTORIA<sup>est. 2018</sup>



Vibes

# SARTORIA<sup>est.</sup> 20 18

2018: Sartoria is created, combining the knowledge with the understanding of modern ceramic history. A tailored project for all those who love interior design, small sizes, colour and decoration. From these four elements a new chapter within Terratinta Group is born, aiming to create a new style that can be exported all over the world.

Just like the detailed and creative creations of a tailor, Sartoria designs and fulfils distinguished ideas, giving new life to the craftsmanship of the small ceramic size. From white-body walls to gres porcelain tiles, different options designed for small and wide spaces: a unique, contrasting design, a choice between styles, a choice of style.

Dall'esperienza di una storia ceramica recente senza precedenti, nel 2018 nasce Sartoria. Un progetto su misura per chi ama l'interior design, il piccolo formato, il colore e la decorazione. Da questi quattro elementi nasce un nuovo capitolo all'interno di Terratinta Group, con l'obiettivo di creare un nuovo stile esportabile in tutto il mondo. Così come le creazioni di un sarto, meticolose e creative, Sartoria disegna e realizza grandi idee, dando nuova vita all'artigianalità del piccolo formato ceramico. Dal rivestimento in pasta bianca al porcellanato, diverse combinazioni pensate per piccoli e grandi spazi: un design unico, contrastante, una scelta di stili e di stile.



Vibes

### **THREE DIMENSIONAL SURFACES.**

Lined up, stacked and assembled, bricks are on all fronts. This simple constructive element frees itself from its primary use and steps out of the shadows. With their playful shapes, bricks are transformed into display elements thanks to geometric patterns that allow for ultra-sophisticated yet informal effects. This year, bricks become the cornerstone of interiors and exteriors, residential and public. Assembled like a huge game of construction games, bricks are arranged in a graphic way to compose contemporary frescoes. Sometimes combined with richer materials such as brass, marble or stone, they form a complex melody of volumes and textures to explore spatiality, modularity and repetition playfully, releasing positive vibes.

### **SUPERFICI TRIDIMENSIONALI.**

Allineati, impilati, assemblati, i brick sono su tutti i fronti. Questo semplice elemento costruttivo si libera dal suo uso primario ed esce dall'ombra. Con le loro forme giocose, i brick si trasformano in elementi espositivi grazie a motivi geometrici che permettono di ottenere effetti ultra sofisticati ma al tempo stesso informali.

Quest'anno il brick diventa la pietra angolare di interni ed esterni, residenziali e pubblici. Assemblati come un enorme gioco di costruzioni, i brick sono disposti in modo grafico per comporre affreschi contemporanei. A volte combinati a materiali più ricchi come l'ottone, il marmo o la pietra, formano una complessa melodia di volumi e trame per esplorare spazialità, modularità e ripetizione in modo giocoso, sprigionando vibrazioni positive.



*Vibes*

---

10

*technical features*

---

38

*packaging*

---

39

*design*

---

42



## VIBES

Pressed white body ceramic tiles,  
only for walls, 6,2x25cm.

Piastrelle ceramiche pressate in pasta  
bianca, solo per rivestimento, 6,2x25cm.


± 8,5mm

matt | glossy





NIVEO mix Fold | Flat 6,2x25cm matt wall  
 NODI Libeccio 20x120cm matt (Ceramica Magica) floor




**Niveo**




MATTONE Fold 6,2x25cm glossy front counter  
MATTONE Flat 6,2x25cm glossy wall  
MATTONE mix Fold | Flat 6,2x25cm matt left counter  
WALD Miele 20x120cm matt (Ceramica Magica) floor





MATTONE mix Flat | Quilt 6,2x25cm glossy



# Matitone

MATTONE Flat wall | Fold counter 6,2x25cm glossy



AZZURRO Punch 6,2x25cm glossy



AZZURRO Punch | Flat 6,2x25cm glossy wall  
MICROCOSMI Calacatta Macchia Antica  
60x120cm matt (Ceramica Magica) floor

Flat


Fold

Quilt

Punch

Peak

matt



glossy



# Azzurro



AZZURRO | NIVEO mix 6,2x25cm matt wall



**BLACK**

- Espresso 2.5
- Daily black 2
- Hand brew 4


**WHITE**

- Cappuccino 3
- Flat white 3.5
- Latte 4



**WISH**



- Cream coffee 5.5
- Matcha latte 2.5
- Tea 2

SALVIA Peak 6,2x25cm matt counter  
 SALVIA Flat 6,2x25cm matt column  
 WALLPAPERS Ardeidae Beige wall  
 KOS Vit 60x60cm matt (Terratinta Ceramiche) floor



**Salvia**







**Pino**



PINO Punch | Flat 6,2x25cm matt shower  
VICENTINA Cenere 60x120cm matt  
(Terratinta Ceramiche) wall / floor





**Indaco**

INDACO Quilt 6,2x25cm glossy wall  
INDACO Peak 6,2x25cm glossy right wall  
KOS Vit 120x120cm matt (Terratinta Ceramiche) floor




**VIBES**  
SUMMARY | SERIE

6,2x25cm 2"x10" - walls only | solo rivestimento


matt  $\pm$  8,5mm




**Niveo**




**Salvia**




**Pino**



**Azzurro**



**Indaco**



**Mattone**


**VIBES**  
SUMMARY | SERIE

6,2x25cm 2"x10" - walls only | solo rivestimento


glossy  $\pm$  8,5mm




**Niveo**




**Salvia**




**Pino**



**Azzurro**



**Indaco**







**Mattone**

## TECHNICAL FEATURES | CARATTERISTICHE TECNICHE

TECHNICAL SPECIFICATIONS FOR WHITE-BODY WALL TILES  
CONFORMING TO EN 14411 ISO 13006 STANDARDS APP. L GROUP BIII GL EB > 10%






CARATTERISTICHE TECNICHE RIVESTIMENTI IN PASTA BIANCA Conformi a Norme EN 14411 ISO 13006 Appendice I Gruppo BIII GL Eb > 10%  
TECHNISCHE EIGENSCHAFTEN FÜR WANDFLIESEN AUS WEISSER MASSE Gemäß den Europäischen Normen EN 14411 ISO 13006 Appendix I Gruppe BIII GL Eb > 10%  
CARACTÉRISTIQUES TECHNIQUES DES REVÊTEMENTS EN PÂTE BLANCHE Conformes aux normes EN 14411 ISO 13006 Annexe I Groupe BIII GL Eb > 10%

	TECHNICAL FEATURES CARATTERISTICHE TECNICHE TECHNISCHE DATEN CARACTÉRISTIQUES TECHNIQUES	TESTING METHOD METODICA DI PROVA PRÜFVERFAHREN NORME D'ESSAIS	TEST RESULTS VALORE PRODOTTO PRODUKT WERTE VALEUR PRODUIT
	Water absorption Assorbimento acqua Wasseraufnahme Absorption d'eau	UNI EN ISO 10545-3	AA>10% group BIII
	Modulus of rupture Resistenza alla flessione Biegezugfestigkeit Résistance à la flexion	UNI EN ISO 10545-4	RM> 150kg/cm <sup>2</sup>
	Crazing resistance Determinazione della resistenza al cavillo Glaserhaarrißbeständigkeit Résistance aux tréssailleures	UNI EN ISO 10545-11	Resistant Resistente Widerstandsfähig Résistant
	Chemical resistance Resistenza ai prodotti chimici Chemikalienbeständigkeit Résistance aux produits chimiques	UNI EN ISO 10545-14 UNI EN ISO 10545-13	Compliant Conforme Erfüllt Conforme

valid for VIBES 6,2x25cm matt | glossy


 V2 MODERATE

## PACKAGING | IMBALLI

	BOX   SCATOLA			PALLET		
	PCS   PZ	SQ.MT.   MQ	KG	BOXES   SCATOLE	SQ.MT.   MQ	KG
 <b>Flat 6,2x25cm</b> matt   glossy 2"x10"	28	0,44	6,40	108	47,30	711
 <b>Fold 6,2x25cm</b> matt   glossy 2"x10"	28	0,44	6,11	108	47,30	680
 <b>Quilt 6,2x25cm</b> matt   glossy 2"x10"	28	0,44	6,55	108	47,30	727
 <b>Punch 6,2x25cm</b> matt   glossy 2"x10"	28	0,44	6,28	108	47,30	698
 <b>Peak 6,2x25cm</b> matt   glossy 2"x10"	25	0,39	6,78	108	42,23	752




**VIBES**  
DESIGN




**FLAT**

**FOLD**



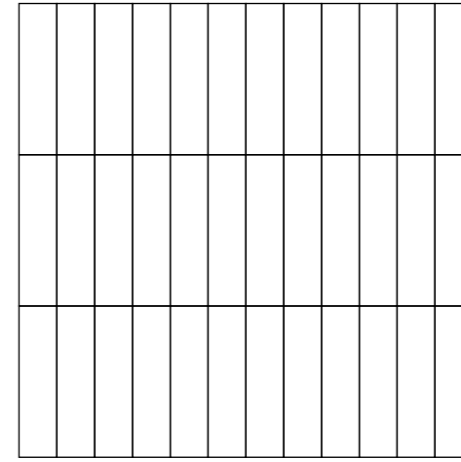
**QUILT**

**PUNCH**

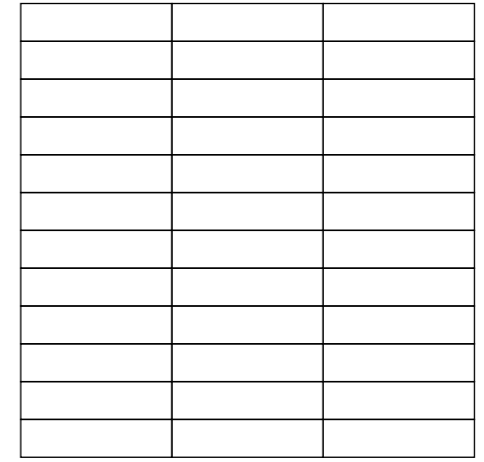


**PEAK**

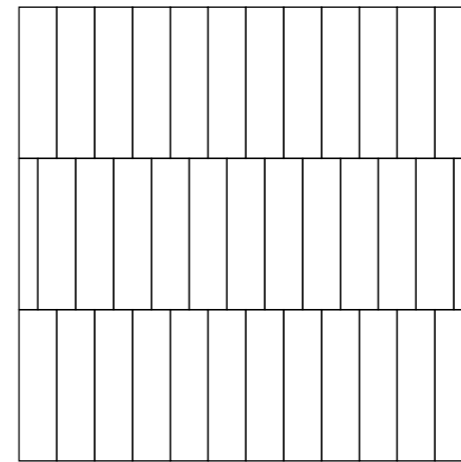
LAYING SCHEMES | SCHEMI DI POSA




LAYING | POSA 1



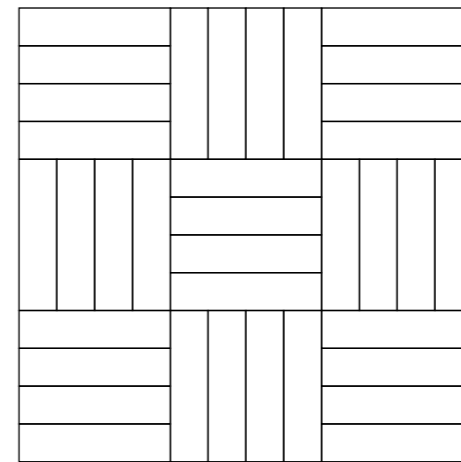
LAYING | POSA 2




LAYING | POSA 3



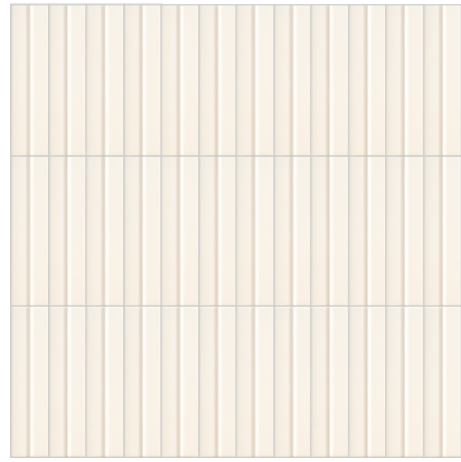
LAYING | POSA 4




LAYING | POSA 5




LAYING | POSA 6




LAYING | SCHEMA 1 - Vertical




LAYING | SCHEMA 1 - Vertical




LAYING | SCHEMA 1 - Vertical




LAYING | SCHEMA 2 - Horizontal




LAYING | SCHEMA 2 - Horizontal




LAYING | SCHEMA 2 - Horizontal




LAYING | SCHEMA 3 - Linear




LAYING | SCHEMA 3 - Linear




LAYING | SCHEMA 3 - Linear




LAYING | SCHEMA 4 - Staggered




LAYING | SCHEMA 4 - Staggered




LAYING | SCHEMA 4 - Staggered



LAYING | SCHEMA 5 - Coffer/Chessboard




LAYING | SCHEMA 5 - Coffer/Chessboard



LAYING | SCHEMA 5 - Coffer/Chessboard



LAYING | SCHEMA 6 - Fishbone



LAYING | SCHEMA 6 - Fishbone



LAYING | SCHEMA 6 - Fishbone

TERRATINTA  
group



# CHANGE TOGETHER



DOWNLOAD  
AREA

Make it  
worth it.



SARTORIA<sup>®</sup> est.  
20  
18  
*small tailored ceramic tiles*

brand of **TERRATINTA GROUP SRL SB**

45, via Viazza Il Tronco  
41042 Fiorano Modenese (MO) | Italy  
T +39 0536911408  
[terratintagroup.com](http://terratintagroup.com)